



Electrolux
PROFESSIONAL

**Modular Cooking Range Line
thermaline 80 - Water mixing tap
with knobs, 1 Side - H=700**

ITEM # _____

MODEL # _____

NAME # _____

SIS # _____

AIA # _____



588388 (MAEBGAB300)

Water mixing tap with knobs,
one-side operated

Short Form Specification

Item No. _____

Water mixing tap with knobs for hot and cold water. Unit constructed according to DIN 18860_2 with 20 mm drop nose top and 70 mm recessed plinth. Internal frame for heavy duty sturdiness in stainless steel. 2 mm top in 1.4301 (AISI 304). Flat surface construction, easily cleanable. THERMODUL connection system enables seamless worktop when units are connected and avoids soil penetrating. IPX5 water resistant certification. Configuration: Freestanding, one-side operated.

Main Features

- Water mixing unit for hot and cold water.
- All major components may be easily accessed from the front.
- THERMODUL connection system creates a seamless work top when units are connected to each other thus avoiding soil penetrating vital components and facilitating the removal of units in case of replacement or service.
- Large stainless steel tap.

Construction

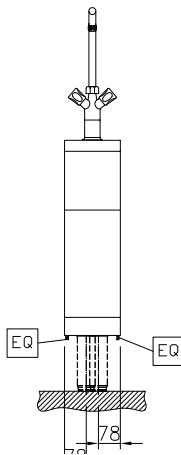
- 2 mm top in 1.4301 (AISI 304).
- IPX5 water resistance certification.
- Unit constructed according to DIN 18860_2 with 20 mm drop nose top and 70 mm recessed plinth.
- Flat surface construction with minimal hidden areas to easily clean all surfaces
- Internal frame for heavy duty sturdiness in stainless steel.

APPROVAL: _____

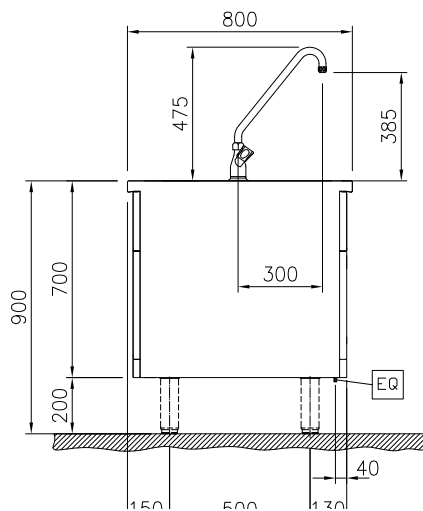


Experience the Excellence
www.electroluxprofessional.com

Front

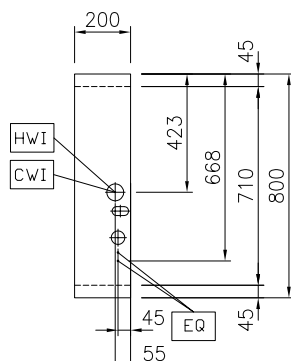


Side



CWI = Cold Water inlet 1 (cleaning)
 HWI = Hot water inlet

Top



Water:

Inlet water line size: 3/4"

Incoming Cold/hot Water line size: 3/4"

Key Information:

External dimensions, Width: 200 mm

External dimensions, Depth: 800 mm

External dimensions, Height: 700 mm

Net weight: 23 kg

Optional Accessories

- Connecting rail kit, 800mm PNC 912500 ☐
- Stainless steel side panel, 800x700mm, freestanding PNC 912509 ☐
- Portioning shelf, 200mm width PNC 912520 ☐
- Portioning shelf, 200mm width PNC 912550 ☐
- Folding shelf, 300x800mm PNC 912577 ☐
- Folding shelf, 400x800mm PNC 912578 ☐
- Fixed side shelf, 200x800mm PNC 912583 ☐
- Fixed side shelf, 300x800mm PNC 912584 ☐
- Fixed side shelf, 400x800mm PNC 912585 ☐
- Stainless steel plinth, freestanding, 200mm width PNC 912857 ☐
- Connecting rail kit: modular 80 (on the left) to ProThermatic tilting (on the right), ProThermatic stationary (on the left) to ProThermatic (on the right) PNC 912971 ☐
- Connecting rail kit: modular 80 (on the right) to ProThermatic tilting (on the left), ProThermatic stationary (on the right) to ProThermatic (on the left) PNC 912972 ☐
- Endrail kit, flush-fitting, left PNC 913109 ☐
- Endrail kit, flush-fitting, right PNC 913110 ☐
- Endrail kit (12.5mm) for thermaline 80 units, left PNC 913200 ☐
- Endrail kit (12.5mm) for thermaline 80 units, right PNC 913201 ☐
- Stainless steel side panel, left, H=700 PNC 913214 ☐
- Stainless steel side panel, right, H=700 PNC 913215 ☐
- T-connection rail for back-to-back installations without backsplash (to be ordered as S-code) PNC 913227 ☐
- Insert profile D=800mm PNC 913230 ☐
- Endrail kit, (12.5mm), for back-to-back installation, left PNC 913249 ☐
- Endrail kit, (12.5mm), for back-to-back installation, right PNC 913250 ☐
- Endrail kit, flush-fitting, for back-to-back installation, left PNC 913253 ☐
- Endrail kit, flush-fitting, for back-to-back installation, right PNC 913254 ☐
- Side reinforced panel only in combination with side shelf, for freestanding units PNC 913258 ☐
- Side reinforced panel only in combination with side shelf, for back-to-back installations, left PNC 913271 ☐
- Side reinforced panel only in combination with side shelf, for back-to-back installation, right PNC 913272 ☐